

I have an idea that this is how a wiki page will look...

IALT : (identify adjectives, know parts of a sentence etc SLI's linked to inquiry question)















Learning Experiences : Selected ICT games / interactive sites linked to wiki page

Success Criteria Page : I know I can do this when .... select the right adjective to make this sentence make sense etc (again linked to inquiry) (perhaps digital learning objects?)

Reflection / Assessment

Success – o – meter (Habits of Mind – Striving for Accuracy, Excellence)

Hats Activities

I Can Reflect on my learning ....	How Do I feel about this new learning and why? (Red Hat	How can I use this in my writing and reading (Blue Hat)	What are the good things about this new learning? (Yellow Hat)`	What other ways would I be able to use this new learning? (Green Hat)						
 <table><tr><td><i>Ab Fab</i></td><td><i>Super</i></td><td><i>Okay</i></td></tr><tr><td></td><td></td><td></td></tr></table>	<i>Ab Fab</i>	<i>Super</i>	<i>Okay</i>							
<i>Ab Fab</i>	<i>Super</i>	<i>Okay</i>								
										

These thinking hats activities are on a separate power point – independent after activities so chn can save it to their own file on our classroom hard drive – take home on CD end of term/year. (Will try to put it onto slideshare)

Practice stuff = google images = write descriptive sentences with nouns, adjectives & verbs.

Video / Digital camera = kids take own photos / video and write story to go with it.

Use photo story / movie maker too.

Record writing on scrbl

Use piclit!

Video themselves reading & then assessing their fluency, strategies etc.

